




Clinical Couch Range



Therapy Couch Range



Seating Range



SEERS Medical Ltd
Kenton Road,
Debenham, Suffolk
IP14 6LA, United Kingdom
© Copyright SEERS Medical Ltd 2022

Company Reg. N° 6572698
VAT N° 931596702
Printed in the United Kingdom

Note¹: The illustrated fabric colours may vary slightly from actual fabric supplied. This occurs due to the four colour printing process. However every attempt has been made to make them as accurate as possible. Our Policy of continuous improvement means that we reserve the right to change and modify designs without prior notice. Note²: Measurements may vary +/- 2° or +/- 5mm due to manufacturing tolerances



 
ISO 13485 -2016- ISO 14001 -2015-

Tel +44 (0)1728 861 590
Fax +44 (0)1728 861 868

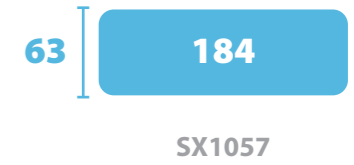
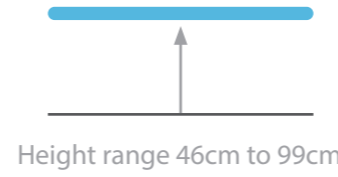
info@seersmedical.com
www.seersmedical.com

Issue N° 8/22
Part N° 06Z-8009-SF



Sterling Range

Economy Couches For Patient Examination & Minor Procedures



Sterling Changing Table




The Sterling Changing Tables provide a variable height support surface to reduce back strain and posture problems for carers and support staff during routine changing procedures in environments such as special schools, specialist adult centres and paediatric units. These tables are available in two sizes and supplied with side support rails as standard. They are fitted with large wheels with brakes for ease of transport and positioning.

Model

SX1047 Short table electric - 152cm
SX1057 Long table electric - 184cm

Standard Features

- Safe working load and lifting capacity of 200Kg
- Excellent height range from 46cm to 99cm
- Superb low transfer height for patients
- Choice of 2 lengths, 152cm or 184cm
- 100mm diameter individually locking castors
- Side support rails fitted as standard on all models
- Purpose made precision bearings on all pivot points
- Clearance beneath frame for mobile hoist
- Hand switch fitted as standard on all models
- Standard width upholstery 63cm
- Choice of Standard upholstery colours



Model 9002P Optional Side Rail Cushions can be easily removed from the Side Support Rails for cleaning



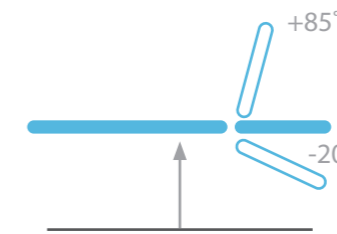
Model SX1057
Colour Sky Blue



Model SX1047
Shown with optional 9002P Side Support Rail Cushions
Colour Sky Blue

Available Upholstery Colours:





Height range 46cm to 99cm

63	125	70
----	-----	----

Sterling 2 Section Couch



The Sterling 2 Section Couch provides excellent value for money and is suitable for a wide range of examination procedures. The fully adjustable backrest supports the patient for treatment or examinations in the seated position and the backrest can also be adjusted to -20° for neck and head examinations and some manipulative procedures. Additionally, an optional breathing hole and plug can be added for prone treatments. A hand switch is fitted as standard for height control with a foot switch available as an option.

Models

SX2007 Electric with hand switch for height operation



Model SX2007
Shown with optional breathing hole and plug
Colour Dark Blue

Standard Features

- Safe working load and lifting capacity of 200Kg
- Gas assisted head section adjustable from -20° to +85°
- Electric height elevation
- Excellent height range from 46cm to 99cm
- 100mm diameter individual locking castors
- Purpose made precision bearings on all pivot points
- Clearance beneath frame for mobile hoist
- Hand switch operation fitted as standard
- 63cm wide Easy Clean Upholstery as standard
- Choice of Standard upholstery colours

Optional Accessories

- 6005** Paper roll holder
- 6004** Breathing hole and plug
- 6003** Pair of side support rails
- 9002P** Pair of side support rail cushions
- 1WF** Single foot switch operation
- 6007** Matching headrest/ knee support



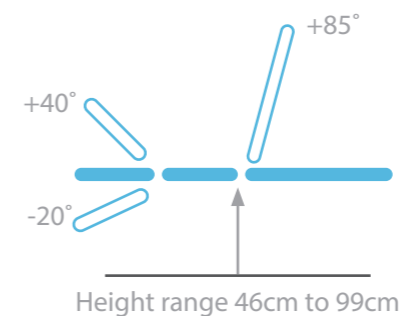
Negative head section to -20°



Low patient transfer height

Available Upholstery Colours:





63	60	43	91
----	----	----	----

Sterling 3 Section Couch



Like the 2 Section Model, the Sterling 3 Section Couch is excellent value for money and the 3 section format provides a more versatile and comfortable position for seated procedures and examinations. The backrest support can be raised and fully adjusted from horizontal to +85° and the foot section is adjustable from -20° to +40° and can also be used as the head end for prone treatments with the option of adding a breathing hole and plug. The couch is therefore suitable for a wide range of examination and minor treatment procedures. A hand switch is fitted as standard for height control with a foot switch available as an option.

Models

SX3008 Electric with hand switch for height operation

Model SX3008
Shown with optional Breathing Hole and Plug
Colour Dark Grey



Standard Features

- Safe working load and lifting capacity of 200Kg
- Gas assisted head/foot section adjustable from -20° to +40°
- Gas assisted backrest adjustable from 0° to +85°
- Excellent height range from 46cm to 99cm
- 100mm diameter individual locking castors
- Purpose made precision bearings on all pivot points
- Clearance beneath frame for mobile hoist
- Hand switch fitted as standard
- 63cm Wide Easy Clean Upholstery as standard
- Choice of Standard upholstery colours

Optional Accessories

- 6005** Paper roll holder
- 6004** Breathing hole and plug
- 6003** Pair of side support rails
- 9002P** Pair of side support rail cushions
- 1WF** Single foot switch operation
- 6007** Matching headrest/ knee support



Low patient transfer height

Available Upholstery Colours:



Optional Accessories



-1WF

Single foot switch option (alternative to standard single hand switch).




6004

Breathing hole & plug for improved patient comfort for prone treatments.



6003

Fold-down side support rails for 2 & 3 section couches, providing patient support and security.



9002P

Upholstered cushions can be added to the side support rails for additional comfort, support and protection.



6007

The head support cushion is easily attached to the couch and can also be used as a support for lower limbs.



6005

The paper roll holder provides a protective barrier between the patient and the upholstered surface.

Mundial Standard Range

A range of globally popular, hard-wearing vinyl colours that will retain performance for many years. Abrasion Resistance to 150,000 cycles. Available as standard on all upholstered couches and seating products.



Sky Blue



Canard



Dark Blue



Dark Grey



Black

If you have any queries on any of the optional accessories listed above please contact us for further details. Please note some of the accessories are supplied as standard with specific couches so please ensure you check before purchasing your chosen product as all other options come at an additional cost.

Please Note: The illustrated vinyl colours may vary slightly from actual vinyl supplied. This occurs due to the four colour printing process. However every attempt has been made to make them as accurate as possible.